


Class - II

ENGLISH WORKSHEET -1

1. Make as many words as possible with letters from the given word.
Do this in the scrap file.

R H I N O C E R O S



Answer :

1. __ rose _____
2. _____
3. _____
4. _____
5. _____
6. _____
7. _____
8. _____

2. Watch the video from the given link & play *Name, Place, Animal, Thing* with your parents in the below format. Make the below table in scrap file.

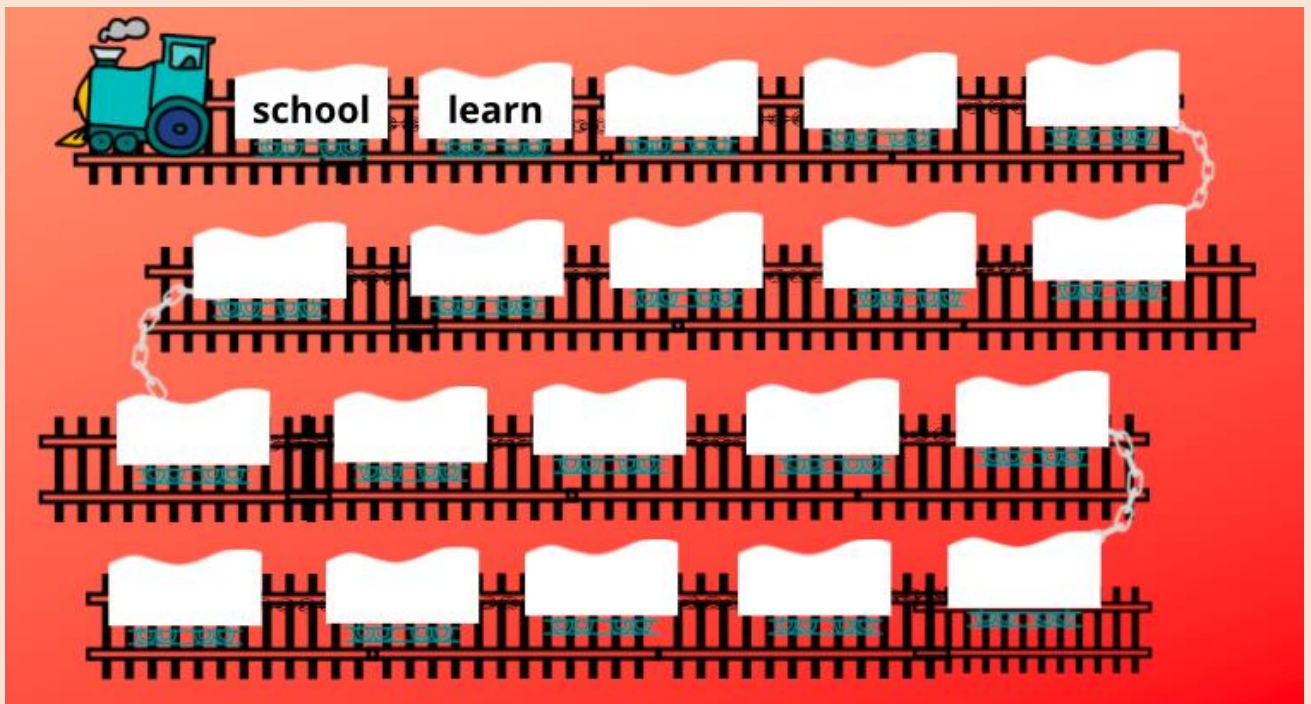
<https://youtu.be/Vk461NU7wbq>

LETTER	NAME	PLACE	ANIMAL	THING
A				
S				
R				
I				
H				
N				

Word Train

You can draw or take a print of below image. Fill in the empty coaches with a word using the last letter of the word in previous coach. Make a word train like this.

For example – First word is school, it is ending with letter “L” hence in the next coach we can write “Learn”.



Do this work in scarp file.

एस. एल. एस. डी. ए. वी. पब्लिक स्कूल, मौसम विहार, दिल्ली - 51

कक्षा – दूसरी

पुनरावृत्ति कार्याभ्यास

पाठ-1 सीखो

नाम - _____

प्र.1. नाम पढ़कर चित्र बनाओ

1. कड़ेदान

3. कोयल

2. सूरज

4. घड़ी

प्र.2. खाली स्थान भरिए

1. सदा समय पर पाठ ।

2. से आगे बढ़ना ।

3. इधर-उधर मत फेंको ।

4. कर रहने में भलाई ।

प्र.3. कविता के समानलय शब्द लिखिए

1. मलाई-

3. जूड़ा-

2. बढ़ो-

4. कड़ाही-

प्र.4. वाक्य बनाइए

1. चींटी-

2. समय-

3. मेहनत-

4. पाठ-

सभी विद्यार्थी हिन्दी कार्याभ्यास का प्रिंट आउट (Print out) लेकर अपनी हिन्दी प्र. / उ. कॉपी में चिपकाएँ और जो प्रिंट आउट नहीं ले सकते वे अपनी कॉपी में कार्य करें ।

एस. एल. एस. डी. ए. वी. पब्लिक स्कूल, मौसम विहार, दिल्ली - 51

कक्षा – दूसरी

हिंदी कार्याभ्यास (संज्ञा)

प्र.1 निम्नलिखित में संज्ञा शब्दों पर घेरा लगाइए –

- क) मेरी किताब खो गई है।
- ख) पेड़ पर तोता, चिड़िया और बन्दर बैठे हैं।
- ग) टोकरी में सेब और केले रखे हैं।
- घ) भारत की राजधानी दिल्ली है।
- ङ) हर्षित पतंग उड़ा रहा है।

प्र.2 मिलान करिए –

गाय	स्थान
मंदिर	व्यक्ति
धोबी	जानवर
फूल	व्यक्ति
कनिका	वस्तु

प्र.3 चित्र देखकर व्यक्ति, वस्तु, स्थान और जानवर लिखिए –



जैसे – वस्तु



सभी विद्यार्थी हिन्दी कार्याभ्यास का प्रिंट आउट (Print out) लेकर अपनी हिन्दी प्र. / उ. कॉपी में चिपकाएँ और जो प्रिंट आउट नहीं ले सकते वे अपनी कॉपी में कार्य करें।

SLS DAV PUBLIC SCHOOL , MAUSAM VIHAR DELHI 51
CLASS 2 EVS WORKSHEET -1

(L-More about me , More on Personal Cleanliness and Good Habits)

Q1. Write the names of members of your family (refer to the format).

FAMILY MEMBERS

NAME

Q2. Write three things or work that you can do yourself.

Q3. Write names of your favourite food, book, toy and colour.

Q4. Write any three good habits that you follow.

Q5. Fill in the blanks using help box -

nails , good , teeth , ironed , comb , bath

- a) We should cut our _____ regularly.
- b) We should brush our _____ twice a day.
- c) _____ habits help to keep us fit and healthy.
- d) We should wear clean and _____ clothes.
- e) We should take a _____ daily.
- f) We should _____ our hair neatly.

Q6. Match the following.

- a) hanky hair
- b) nails bathing
- c) soap sneezing
- d) oil nail cutter

Q7. Draw ,colour and label any two things which help us to maintain our personal cleanliness.

Do this work in EVS notebook

SLS DAV PUBLIC SCHOOL , MAUSAM VIHAR DELHI 51
CLASS 2 EVS WORKSHEET -2

(L-More about me , More on Personal Cleanliness and Good Habits)

1. Identify and name the things we use for maintaining personal cleanliness using the following clues .
 - a) We use it to trim our nails. _____
 - b) We use it when we cough or sneeze. _____
 - c) We use it while taking bath. _____

2. Write the name of body part used by us for –
 - a) holding things _____
 - b) writing _____
 - c) jumping _____

3. Encircle odd one out.
 - a) soap , butter , toothbrush , oil , shampoo
 - b) chin , lips , eyebrows , eyes , goggles
 - c) chest , shoulder , stomach , t-shirt , waist

4. Write Good or Bad against the following statements.
 - a) We should not comb our hair daily . _____
 - b) We should take care of our personal cleanliness. _____
 - c) We should wear clean and ironed clothes. _____

5. Name the body part which rhymes with the given words.
 - a) NEST _____
 - b) WAND _____
 - c) POSE _____

Do this work in EVS notebook

SLS DAV PUBLIC SCHOOL , MAUSAM VIHAR , DELHI -51

Class- II

MATHEMATICS

WORKSHEET – 1

Q1. Fill in the missing numbers

- a) 672 , 673 , 674 , _____ , _____ , _____
b) 218 , 219 , _____ , 221 , _____ , 223
c) 495 , _____ , 497 , _____ , _____

Q2. Write the place value of underlined digits

- a) 4 5 3 - _____
b) 5 0 8 - _____
c) 9 3 2 - _____
d) 6 3 5 - _____
e) 6 2 7 - _____

Q3. Fill in the blanks

- a) Smallest 3- digit number is _____.
b) Greatest 3- digit number is _____.
c) 3 hundreds = _____
d) 6 ones = _____
e) 7 tens = _____

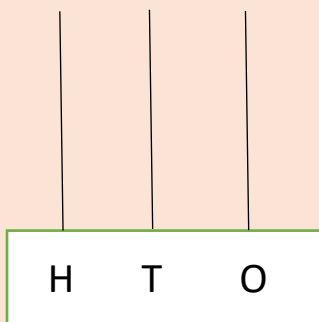
To be done in Mathematics notebook

Q1. How many hundreds are there in 286?

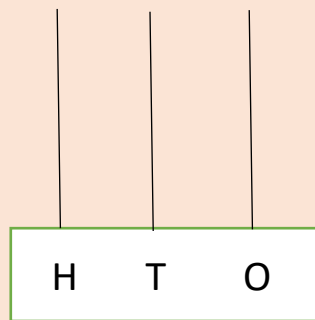
Q2. How many tens are there in 680?

Q3. How many ones are there in 416?

Q4. Draw the given number on the Abacus

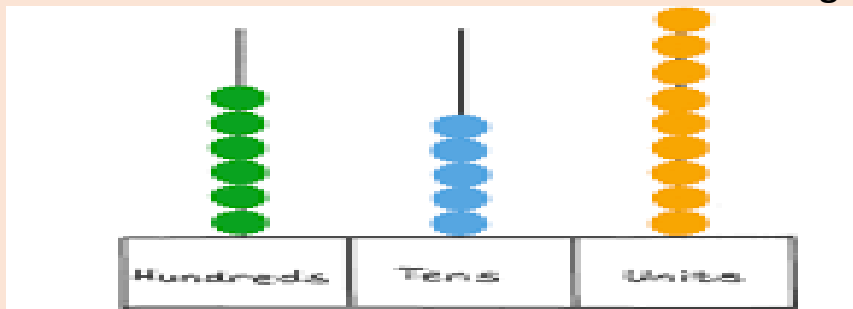


605



472

Q5. Look at the abacus and answer the following questions.



A) Write the digit in tens place?

B) Write the digit in hundreds place?

To be done in Mathematics notebook